



The Future of Cities

El futuro de las ciudades

December 2023

kuna
bbk⊕

Contents

1. Introduction
2. Dreams of a green city with climate shelters
3. Cities without screens or digital spies
4. Open, diverse and caring cities
5. Cities who love culture and smell of chestnuts in autumn
6. What city would citizens plan?
7. The keys to the cities of the future
8. Data sheet

1. Introduction

The future of cities appears as a **dynamic and transforming scenario**, shaped by a combination of **technological innovations, demographic and environmental changes**.


In this context, **technology plays a key role**. The implementation of smart cities, driven by connectivity and data analysis, promises to enhance the efficiency of urban services, from transportation to waste management. Sustainable mobility and renewable energies stand out as key elements to address the ecological footprint of cities, seeking a **balance between development and the preservation of the environment**.

The global pandemic has also left an indelible mark on the design of the cities of the future. Flexibility at work, digital acceleration and greater awareness of the importance of outdoor green spaces are redefining urban priorities. Resilience stands as a fundamental principle, not only in terms of public health, but also in the ability of cities to cope with climate, economic and social challenges.

What elements would we like to find in the streets of the future? Are we willing to sacrifice privacy for security? To what extent do we support the creation of open and diverse cities?

This research intends to respond to these and other questions, analysing citizens' opinions and expectations with regard to the changes that the future of cities will bring.



An aerial photograph of a lush green urban area. In the foreground, there is a modern building with a glass facade and a playground with a wooden structure. The middle ground is dominated by a large, dense forest of tall trees. In the background, there are more buildings and a road with a few vehicles. The overall scene is bright and sunny, with clear shadows cast by the trees and buildings.

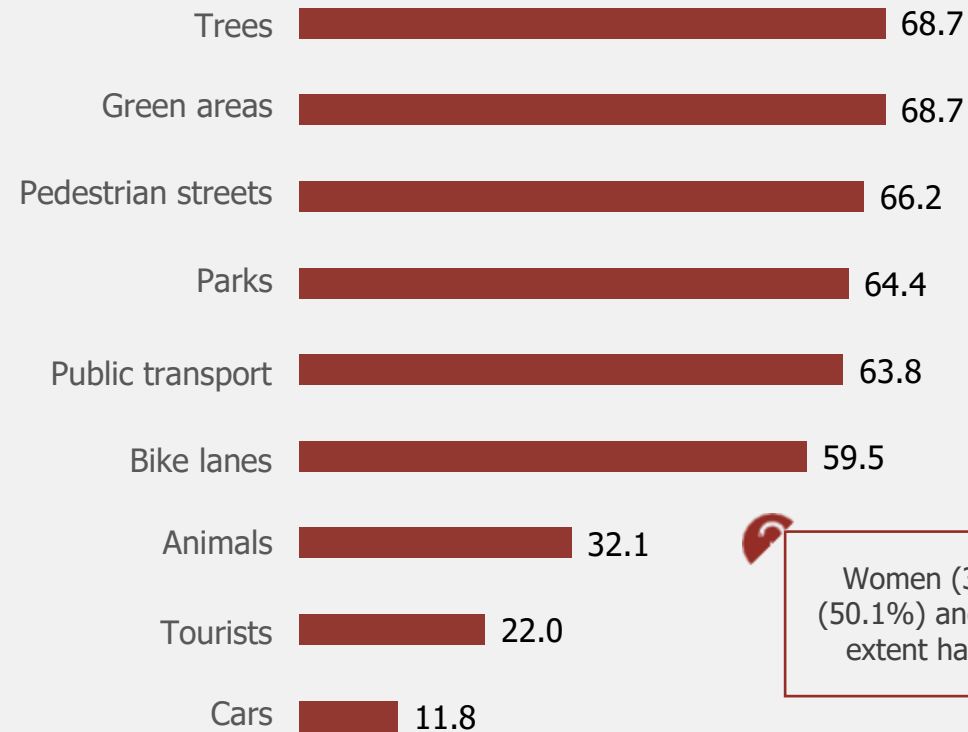
2. Dreams of a green city with climate shelters

What would I put in my city of the future?

If you compare your ideal city of the future to the city where you live, do you imagine it with more, the same or fewer...?



% of "more" over total population



Citizens aged 45 to 54 would put more bike lanes in their ideal city (70.7%).

Women (37.1%), young people aged 18 to 24 (50.1%) and 25 to 34 (50.2%) prefer to a greater extent having more animals in their ideal city.

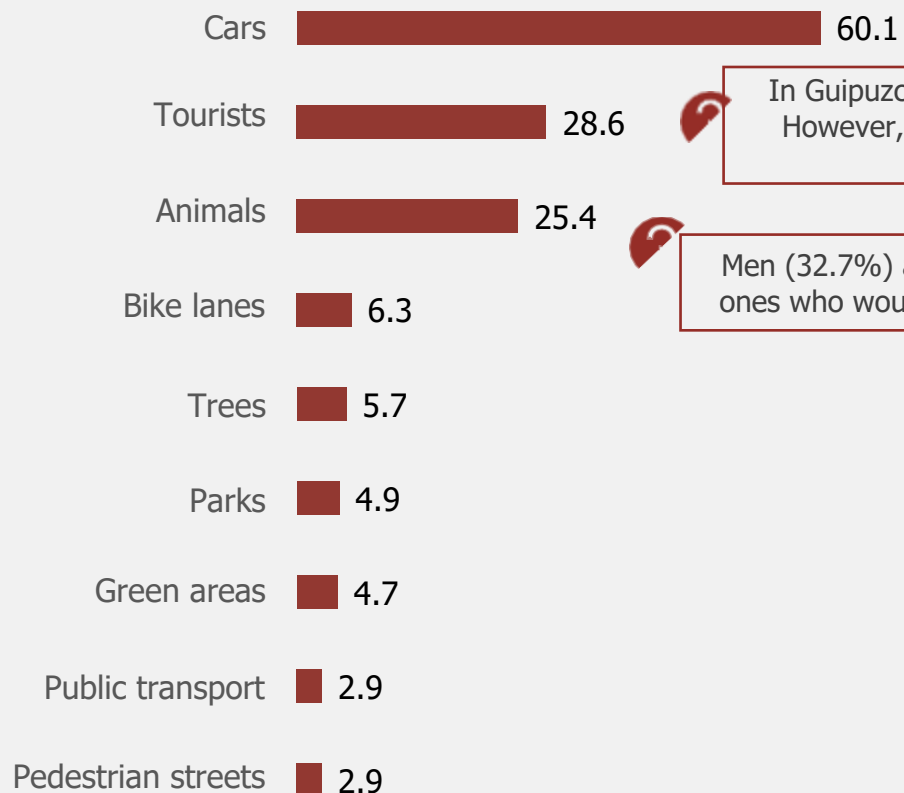
Nature –trees, green areas and parks–, **street pedestrianisation, bike lanes and public transport** are the elements that **Basque citizens would like to see more in their ideal city.**

What would I remove from my city of the future?

If you compare your ideal city of the future to the city where you live, do you imagine it with more, the same or fewer...?



% of "fewer" over total population



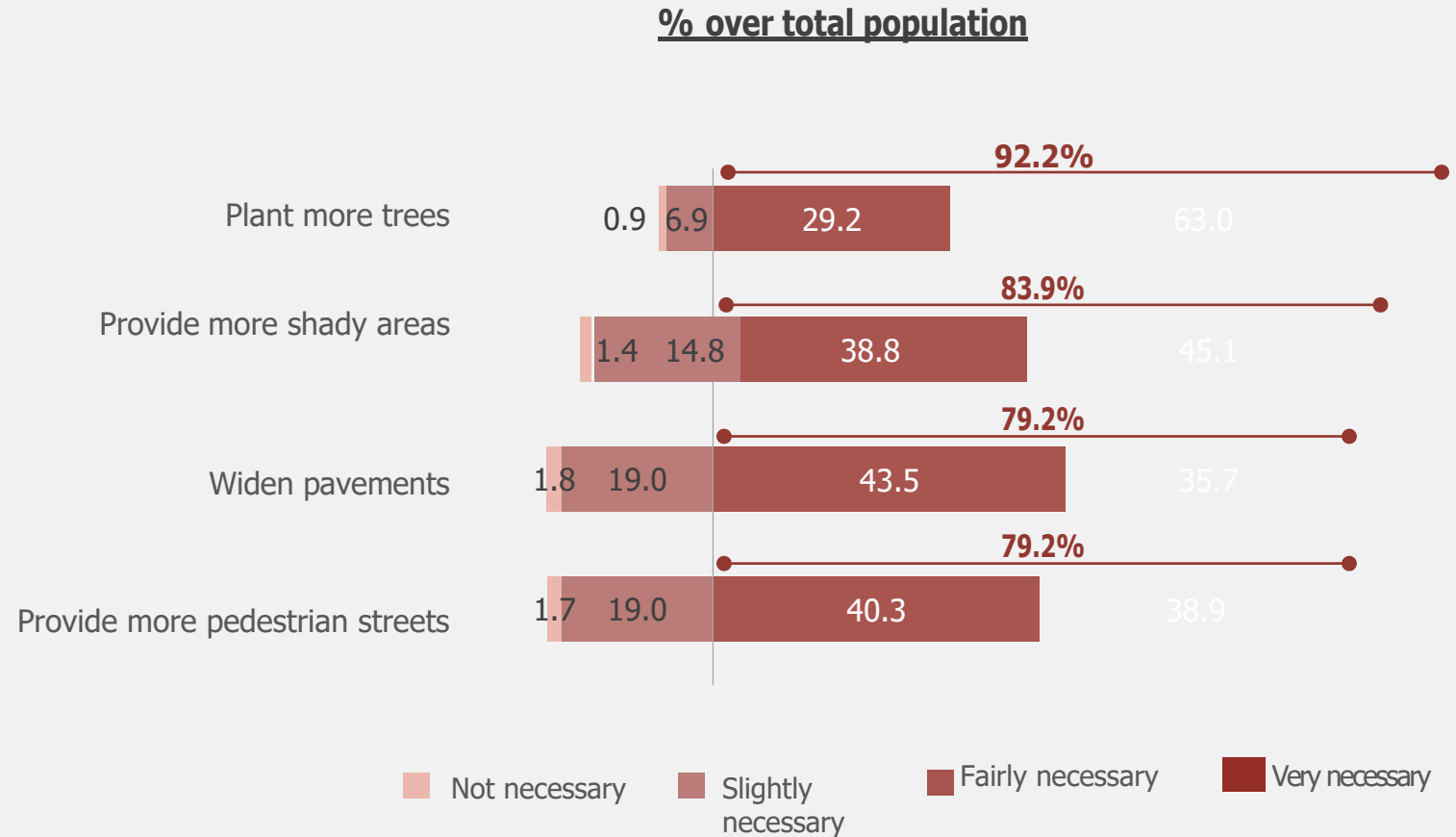
In Guipuzcoa, 39.5% would like to have fewer tourists. However, only 16.3% of the people who live in Alava share this idea.

Men (32.7%) and people over 64 (39.1%) are the ones who would most dispense with animals.

Cars, the most dispensable element: 6 out of 10 would like fewer.

Need to develop climate shelters

To what extent do you think it is necessary to have the following actions carried out in the city of the future?



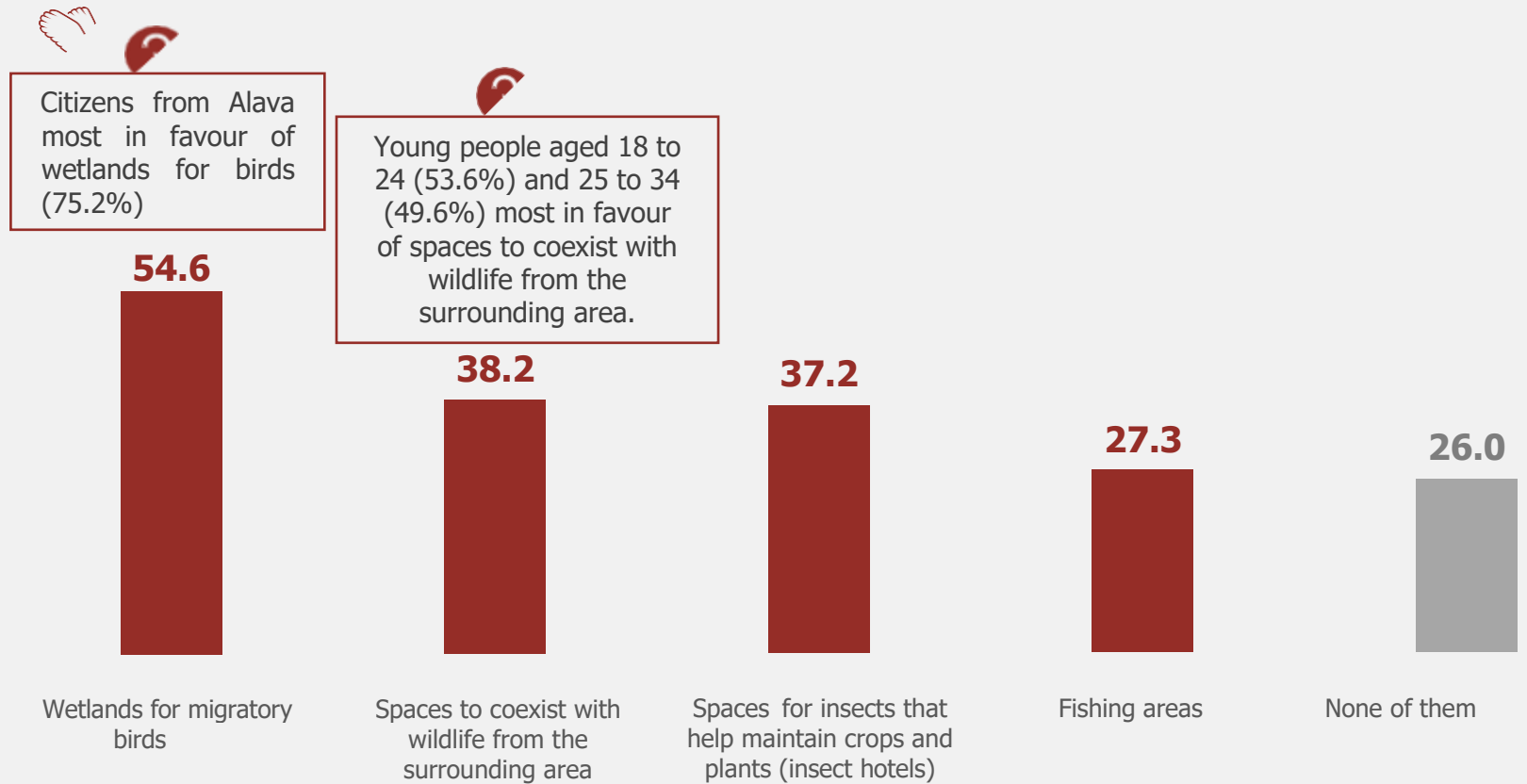
More than 9 out of 10 **consider that more trees should be planted in cities.** Moreover, **4 out of 5 think pedestrians should have more space,** either by having pavements widened or streets pedestrianised.

The renaturalisation of the ideal cities of the future

When you think of the renaturalisation of the ideal city, would you like to see...? Select all the necessary options.



% over total population



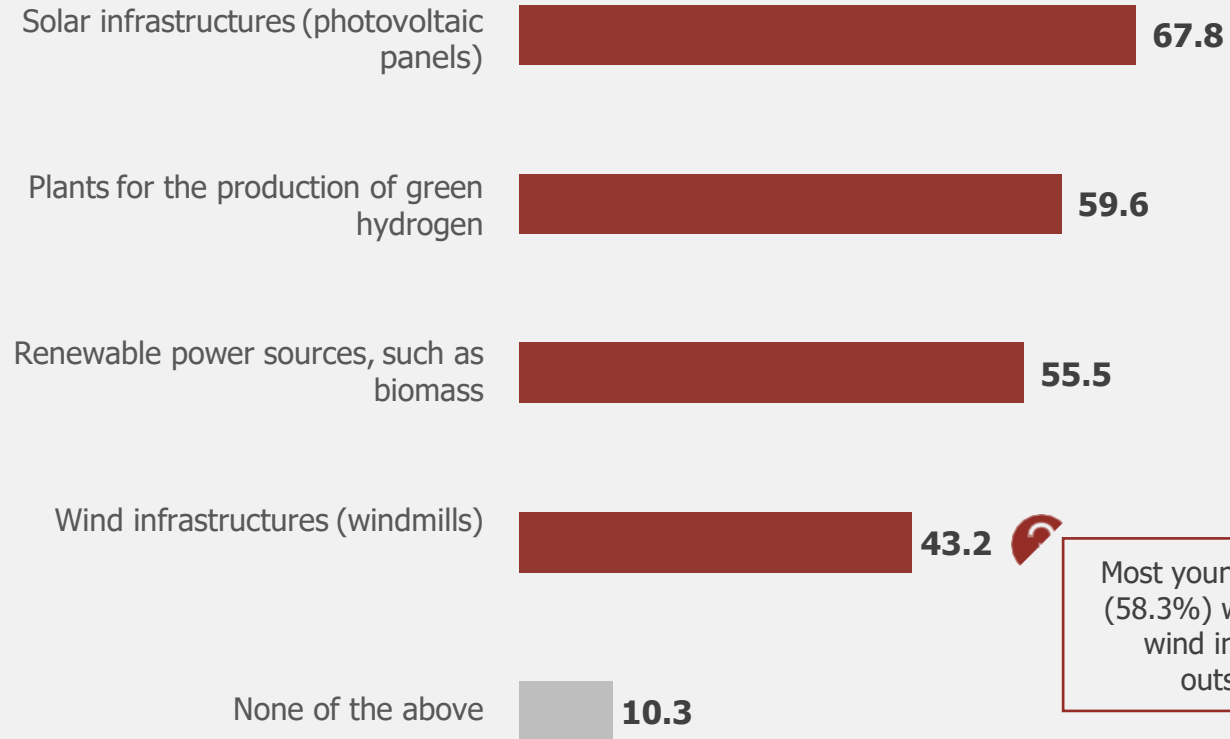
When thinking of the renaturalisation of cities, more than half would like to see **wetlands for birds**.

Support to renewable infrastructures in the surrounding area

When you think of the energy sovereignty of your ideal city of the future, what would you like to have on the outskirts of your city...? Select all the necessary options.



% over total population



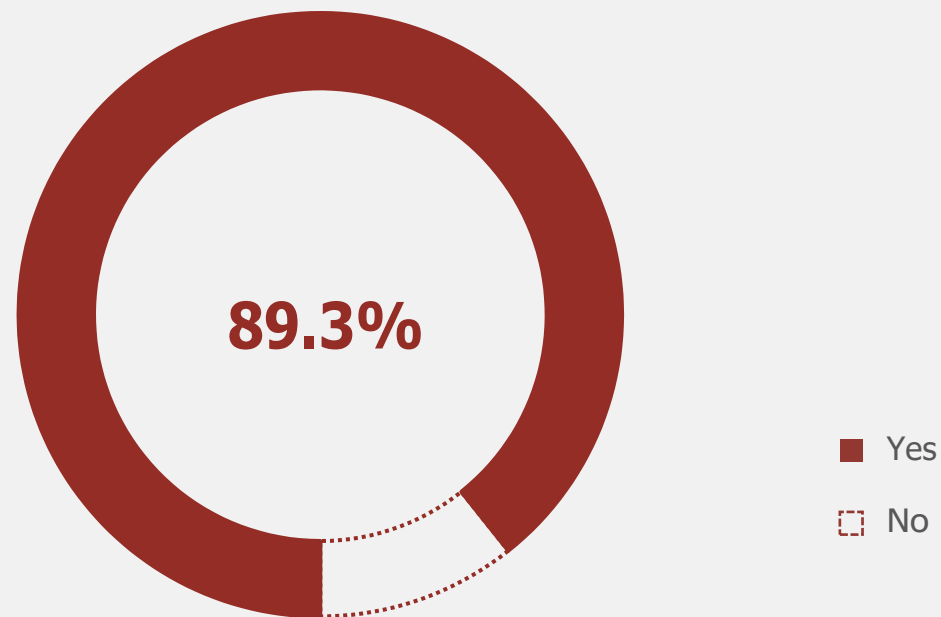
2 out of 3 citizens in the Basque Country would like to have **solar infrastructures** on the outskirts of their city. Moreover, **more than half** would like to see **plants for the production of green hydrogen and renewable power sources such as biomass**.

Support to the development of climate shelters in the city

Would you like that, in the city of the future, schools, libraries and other public resources were open in summer as climate shelters to protect yourself from extreme heat?



% over total population



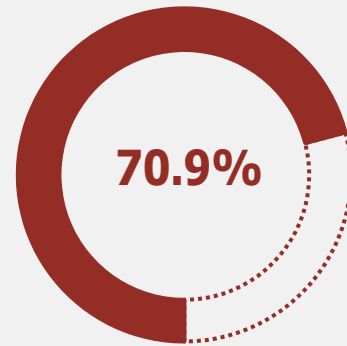
Most people are in favour of **schools, libraries** and other public resources **being open in summer to protect themselves from high temperatures.**

Support to paying more taxes in order to adapt the city to climate change

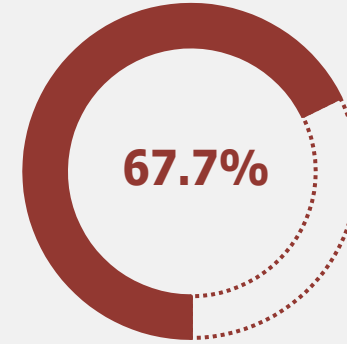
Would you be willing to pay more taxes so as to fund, in the city of the future...?



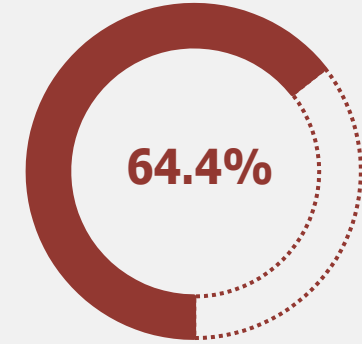
% over total population



Air conditioning for all homes



Climate shelters to protect yourself from extreme temperatures



Public transport on demand (be able to coordinate with other travellers to decide timetables in areas where demand for public transport is very low)

■ Yes

□ No

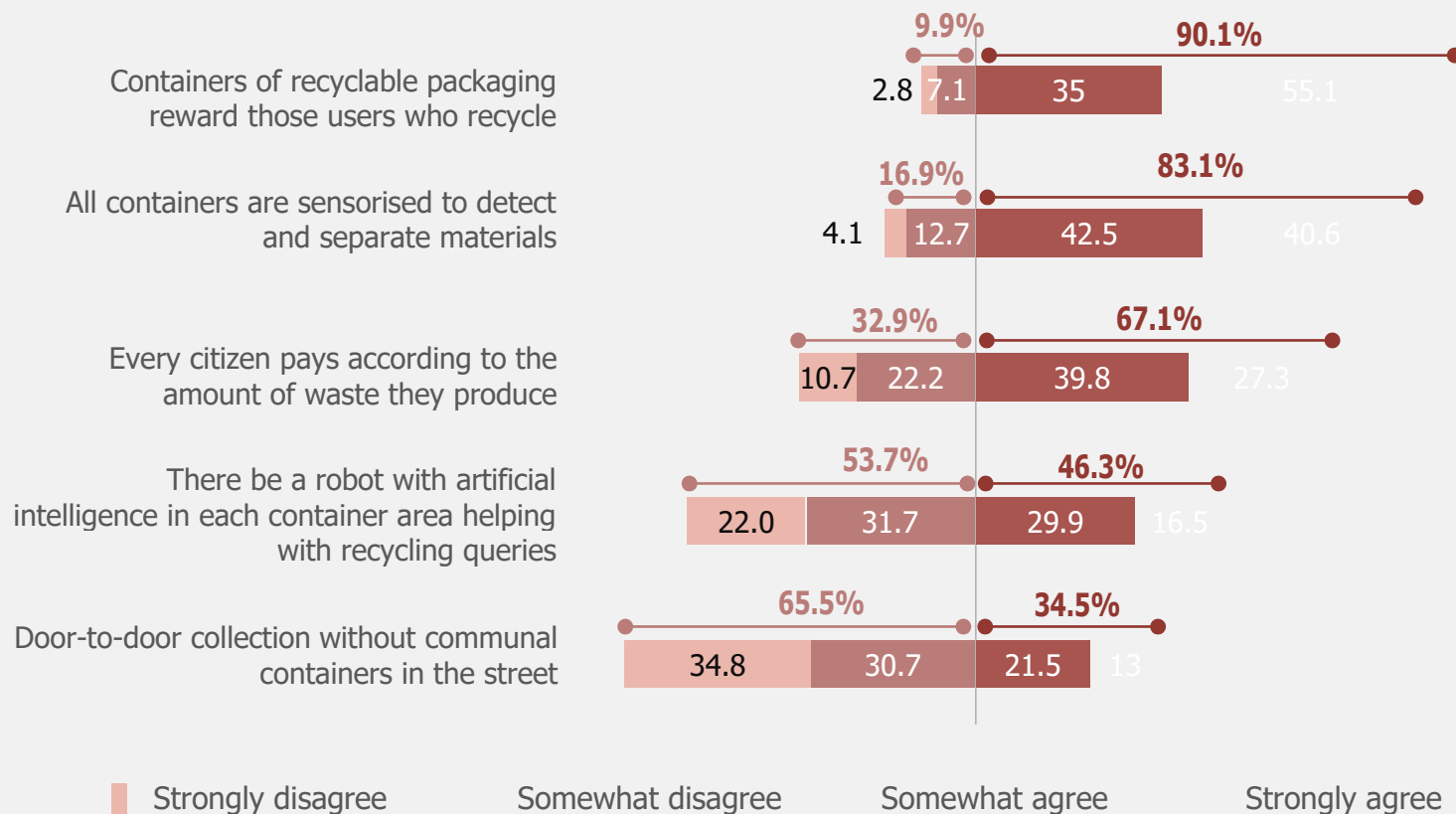
7 out of 10 would be willing to **pay more taxes** to fund **air conditioning for all homes**, and around **2 out of 3** are in favour of paying more to fund **climate shelters and public transport on demand**.

The future of waste management in cities

When you think of the management of the waste we produce in the city of the future, to what extent would you agree that...?



% over total population



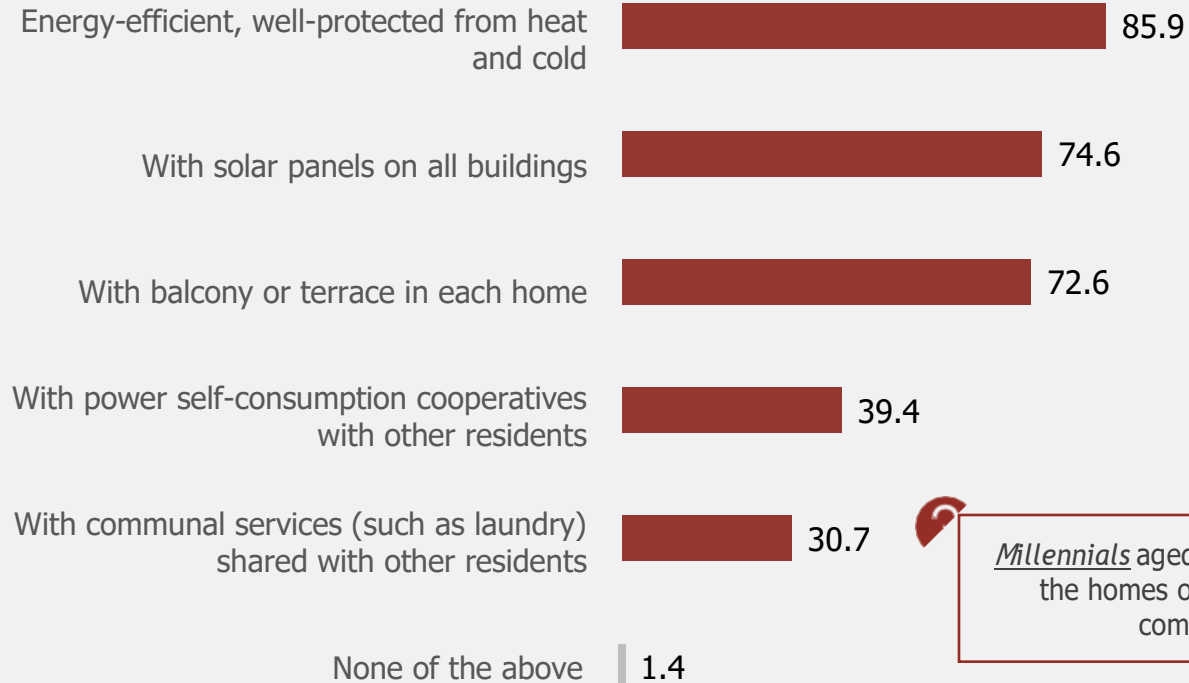
9 out of 10 citizens **support** rewarding those users who recycle. However, **only one third** would be in favour of door-to-door waste collection.

The home of the future

How do you imagine the home of the future? Select all the necessary options.




% over total population



Millennials aged 25 to 34 (40.8%) imagine the homes of the future with more communal spaces.



85.9% imagine a **future with energy-efficient homes**, and approximately **3 out of 4** also think that there will be **homes with solar panels** and **open spaces** (such as balconies and terraces).



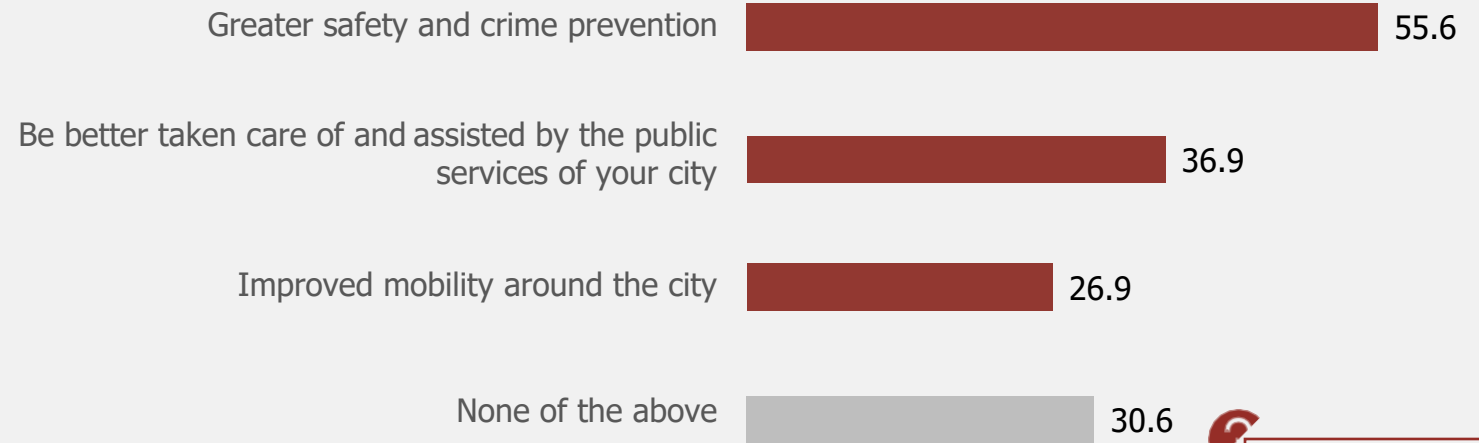
3. Cities without screens or digital spies

Willingness to lose privacy and anonymity in the streets of the future

*Would you be willing to lose your privacy and allow all your movements around the city to be recorded with sensors in exchange for...?
Select all the necessary options.*



% over total population



Adults aged 55 to 64 are less willing: 40.5% would not give up their privacy for any of these reasons.

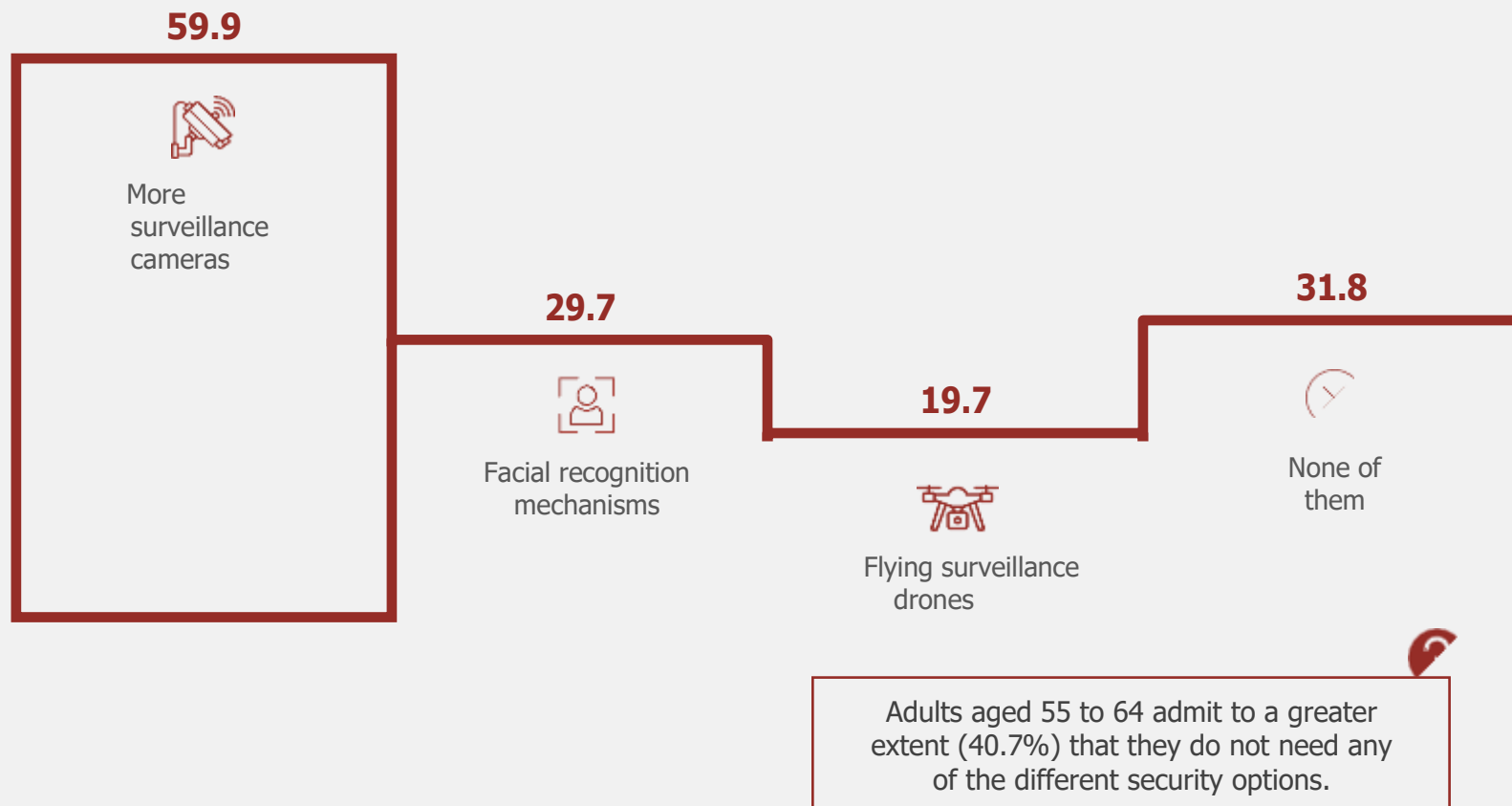
Half of the Basque society would be **willing to lose their privacy and anonymity** in exchange for greater safety and crime prevention.

Street security in the future

Would you like that, for the sake of your own safety, in the city of the future there were...? Select all the necessary options.



% over total population



Surveillance cameras, the most desirable security device for the cities of the future: this is what 6 out of 10 people think.

% over total population

...sockets and chargers for all devices in public spaces

Always with battery

Would you like the city of the future to have...? Select all the necessary options.



■ Yes

□ No

When thinking of the cities of the future, almost **2 out of 3** consider that there should be **sockets and chargers** for all devices in public spaces.

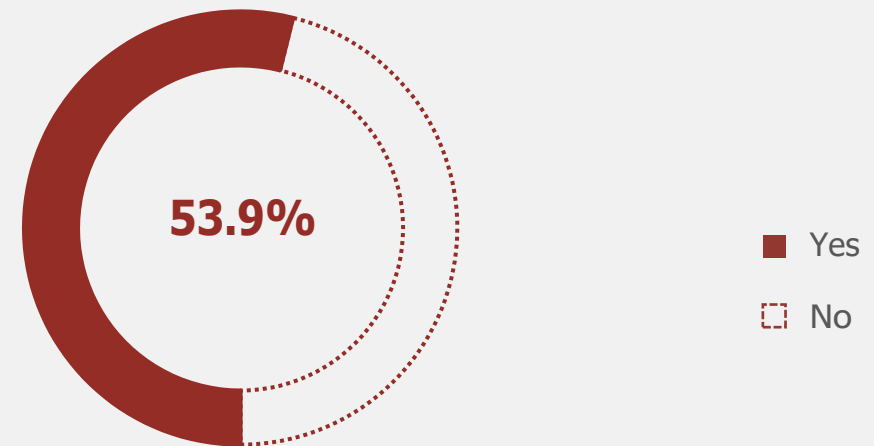
Support to the development of digital exclusion areas

Would you like that, in the city of the future, there were...? Select all the necessary options.



% over total population

... data and Wi-Fi-free areas, where it is not possible to be digitally connected.



The implementation of **Internet-free areas in the city divides the population**: around 54% support their creation, whereas 46% are not in favour.

% over total population

**Desirability of a city
that allows to be
permanently
connected at no cost**

Would you like that, in the city of the future, there were...? Select all the necessary options.



...free broadband connection all over the city to be permanently connected



When thinking of the cities of the future, **universal free Internet connection** seems to be a desirable option for **6 out of 10 people**.

% over total population

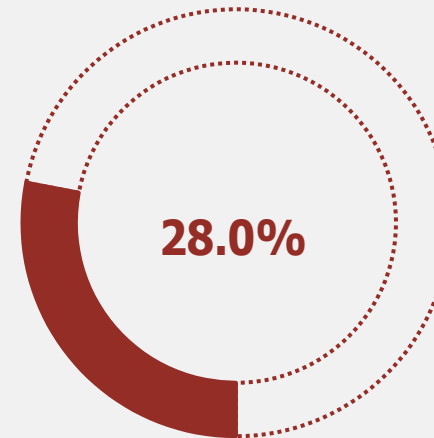
...courier delivery and collection points with drones.

Courier service with drones

Would you like that, in the city of the future, there were...?
Select all the necessary options.



- Yes
- No



Young people aged 18 to 24 (50.2%) and 25 to 34 (39.3%) would like to a greater extent that there were courier delivery and collection points with drones.

The **use of drones for courier delivery is a measure with little support**: less than 30% would implement it.

A young girl with long dark hair tied back with a pink hair tie, wearing a bright green hooded coat with a yellow pocket, is reaching out with her hands towards a large, iridescent bubble. She is standing in a grassy park area with trees and a wooden fence in the background. Other bubbles are visible in the air around her. A semi-transparent dark grey rectangle is overlaid on the image, containing the text.

4. Open, diverse and caring cities

City full of children

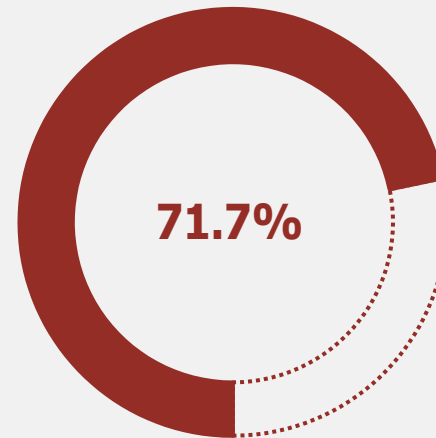
Would you like that, in your ideal city of the future...?
Select all the necessary options.



% over total population

...there were many children in the streets and public spaces

- Yes
- No



People over 65 would like to a greater extent that there were more children in public spaces (81.9%).

7 out of 10 would like that children had their space in cities and there were many children in streets and public spaces.

% over total population

... there was diversity and a mixture of native and migrant people from other territories

Diverse city with immigrants

*Would you like that, in your ideal city of the future...?
Select all the necessary options.*



Half of the Basque citizens are in favour of the **cities of the future being diverse and integrating migrant people.**

The city that facilitates mobility for the elderly

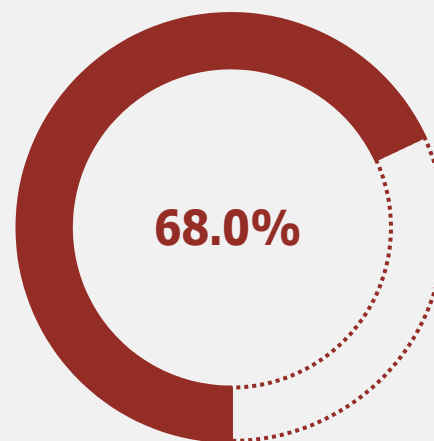
Would you like that, in your ideal city of the future...?
Select all the necessary options.



% over total population

...there were motorised electronic devices that facilitate the mobility of the very elderly

- Yes
- No



People over 65 would like to a greater extent that there were devices to facilitate their mobility (78.4%).

Approximately **7 out of 10** defend that **there be electronic devices that facilitate the mobility of the elderly.**

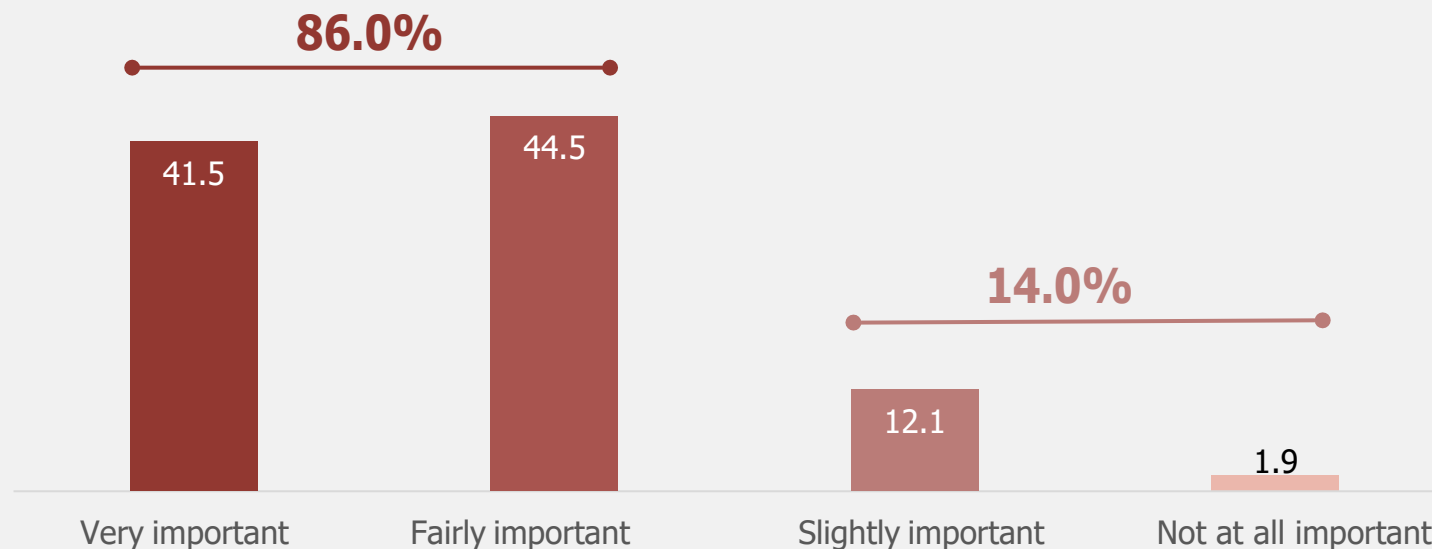
The importance of communal spaces in the city of the future

How important is it for you that in the ideal city of the future...?



% over total population

...there be public spaces in which to interact with other residents



Social relationships are essential: for 86.9% it is essential that the cities of the future provide **spaces in which to interact with other residents...**

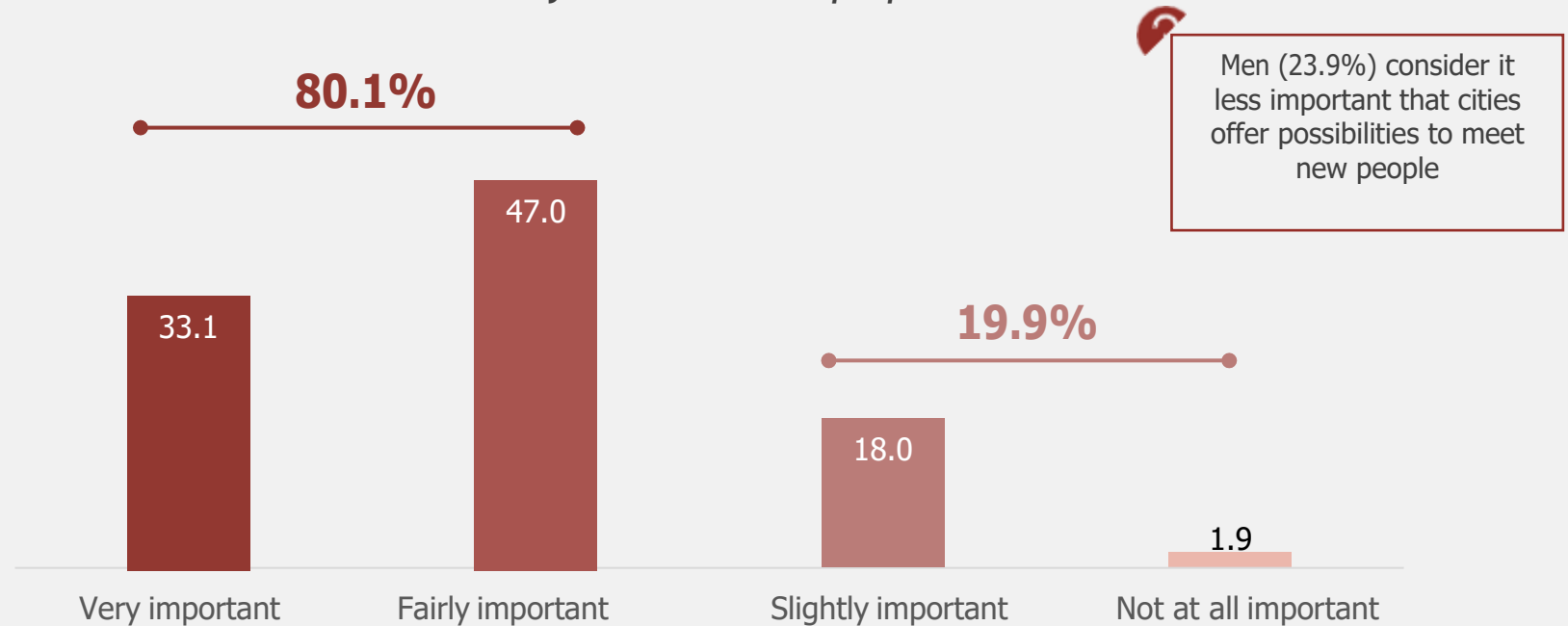
The importance of meeting new people

How important is it for you that in the ideal city of the future...?



% over total population

...you can meet new people



...and 8 out of 10 also think that **cities should facilitate meeting new people.**

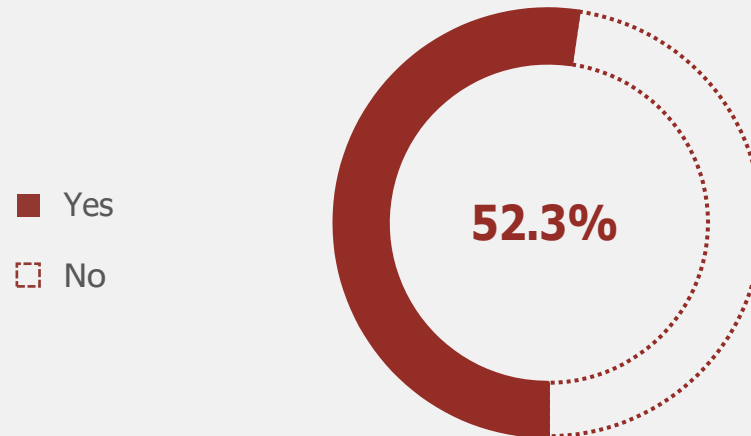
The city where Basque language is heard

Would you like that, in your city of the future...?
Select all the necessary options.




% over total population

...the Basque language be heard in the streets



Young people aged 18 to 24 would like it more that the Basque language be heard in the streets (69.8%).

Half of the citizens defend that the **Basque language be heard in the streets.**

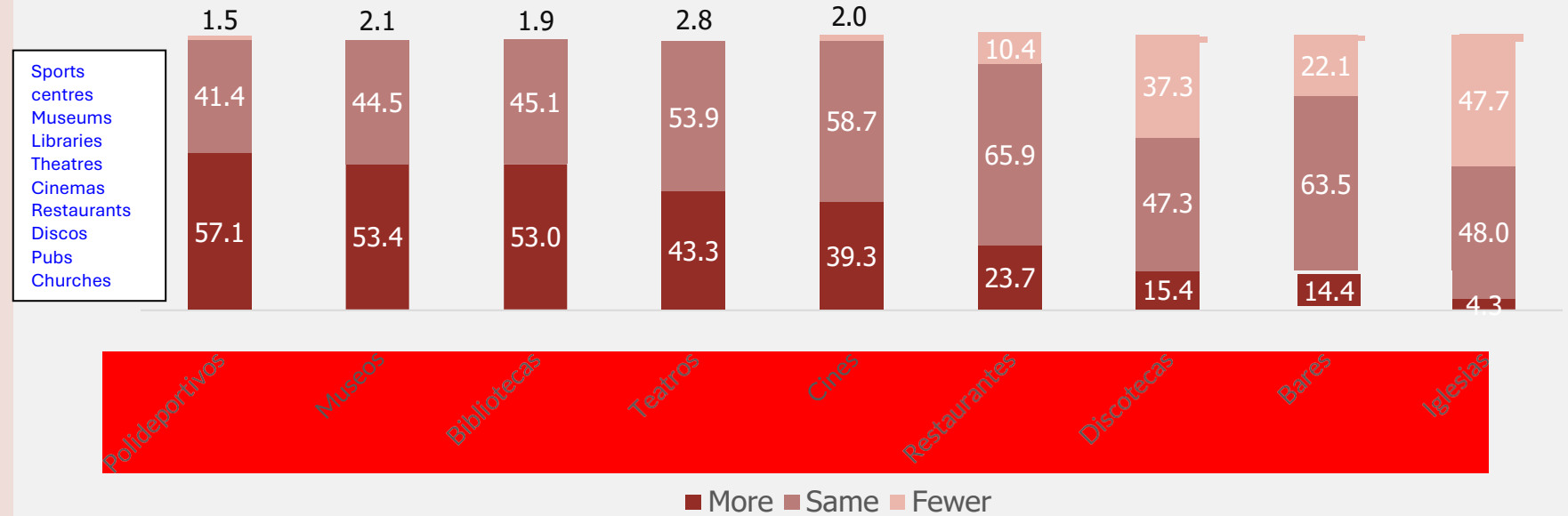
A close-up photograph of a woven basket filled with chestnuts and walnuts. A silver nutcracker is positioned in the upper right quadrant of the basket. The chestnuts are dark brown and smooth, while the walnuts have a characteristic wrinkled, light brown shell. The basket's weave is visible in the background.

**5. Cities that love
culture and smell of
chestnuts in autumn**

The equipment of the city of the future

Would you like that, in the city of the future, there were more, the same or fewer than now...?

% over total population



Young people aged 18 to 24 and 25 to 34 would like to have more restaurants (42.3% and 45.6%, respectively), more discos (49.2% and 30.2%) and more pubs (35.3% and 26.0%).

More than half would like to see **more sports centres, museums and libraries**. However, **leisure** (such as discos and pubs) and **churches** are relegated to the last position.



The businesses of the city of the future

What businesses would you like to find in the future in the streets? Select all the necessary options.



% over total population



Young people aged 18 to 24 and 25 to 34 would like to find more fast food restaurants (46.7% and 34.5%, respectively) and more corner shops -bazaars- (43.5% and 23.6%).



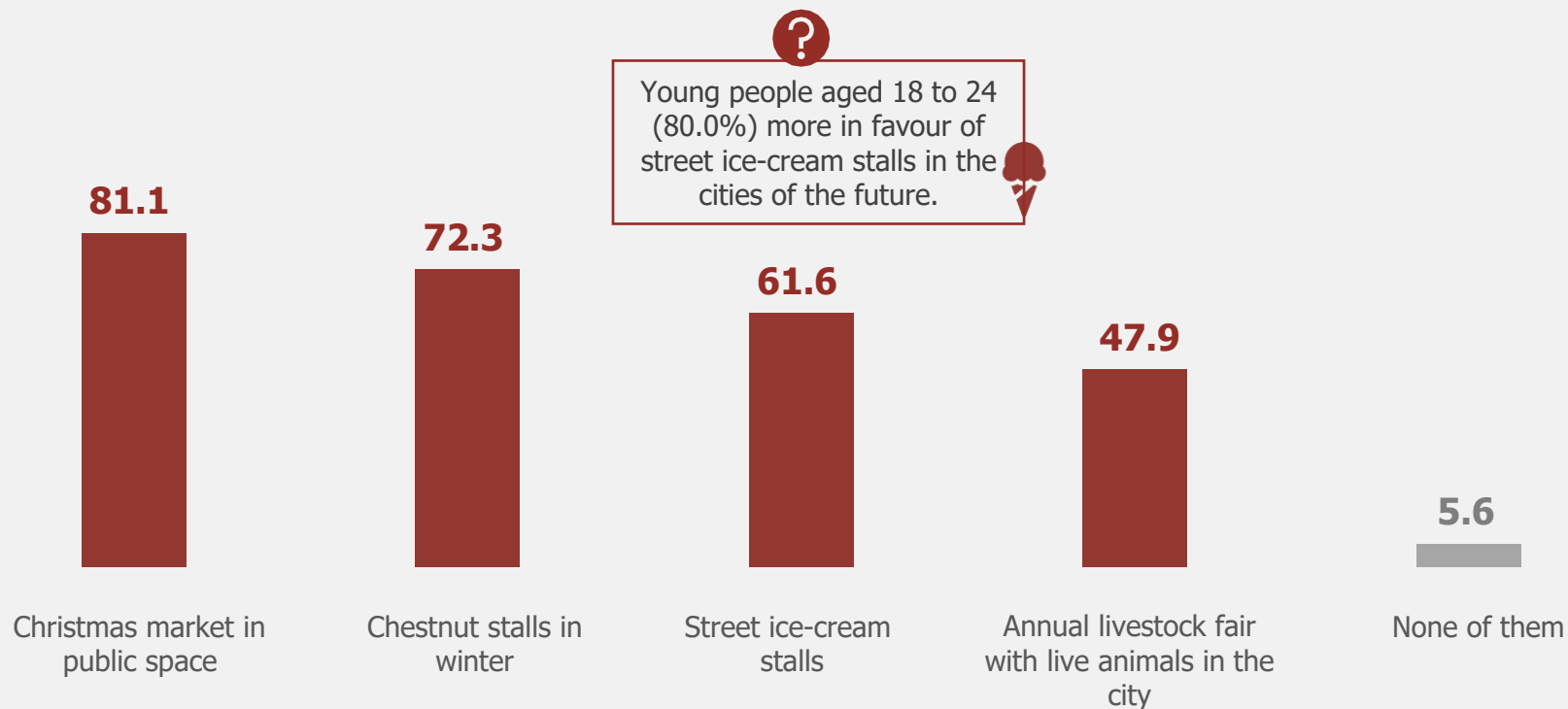
Traditional markets, local shops and specialised shops are the most popular establishments. However, **only 3.6%** consider that there should be **betting shops**.

The future of street stalls and urban fairs

Would you like that in the city of the future there were...? Select all the necessary options.



% over total population



Almost 60% **would like to see a Christmas market in their city** and more than 1 out of 3 **would like to find chestnut and ice-cream stalls.**

A person in a dark jacket and blue jeans stands on a paved balcony with a decorative white metal railing. A small brown dog is on the ground next to them. In the background, there is a blue sea, a coastal town with buildings, and a hill with a large building on top. The sky is clear and blue.

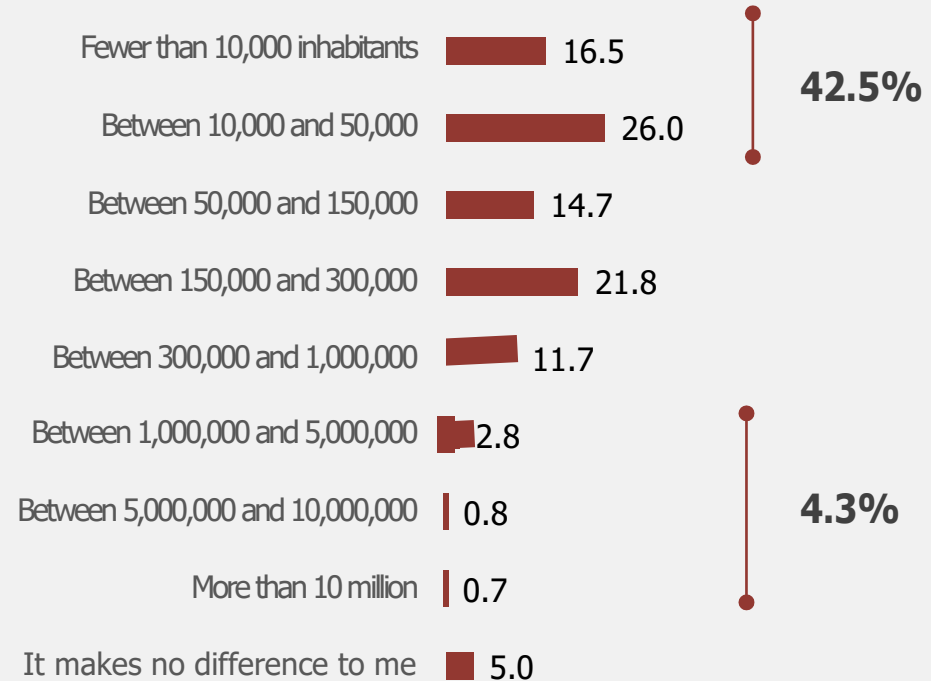
**6. What city would
citizens plan?**

Ideal city size

When you think of your ideal city, what size would you like it to be?



% over total population



? Adults aged 35 to 44 are inclined to a greater extent towards towns with fewer than 10,000 inhabitants (23.4%).

Basque citizens prefer small towns: 4 out of 10 would like to live in a town with fewer than 50 thousand inhabitants, whereas only 4.3% are inclined towards cities with more than one million inhabitants.

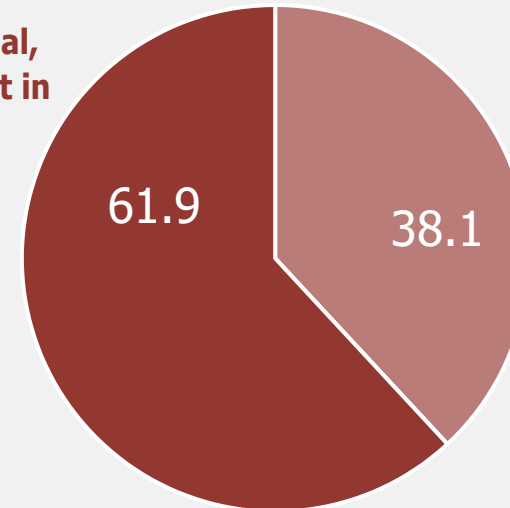
Support to compact multi-centre cities

When you think of your ideal city, which of the following models would you choose?



% over total population

That, in the city, work, commercial, residential and leisure uses coexist in the same space.



That work, shopping, rest and enjoyment areas are in different areas of the city.

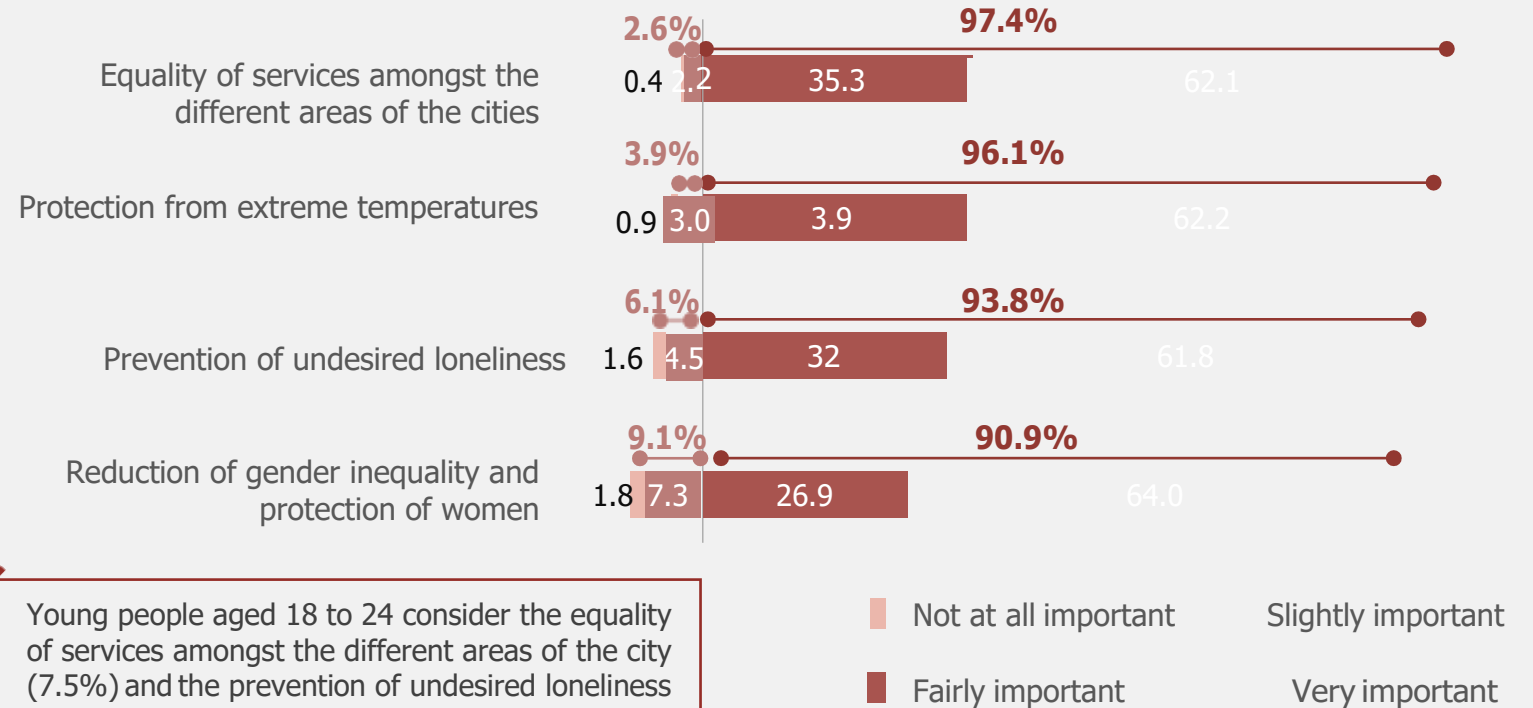
6 out of 10 citizens would prefer a city with multiple uses in the same space, as opposed to the rest, who would rather partition the areas of the city according to the type of use.

What to prioritise in the design of the cities of the future

How important do you think it is that those who design the cities of the future take into account...?



% over total population



Young people aged 18 to 24 consider the equality of services amongst the different areas of the city (7.5%) and the prevention of undesired loneliness (21.7%) to be less important

Basque citizens are aware of the challenges of the cities of the future: more than 9 out of 10 think that it is necessary to support equality of services amongst neighbourhoods, protection from extreme temperatures, prevention of undesired loneliness and reduction of gender inequality.

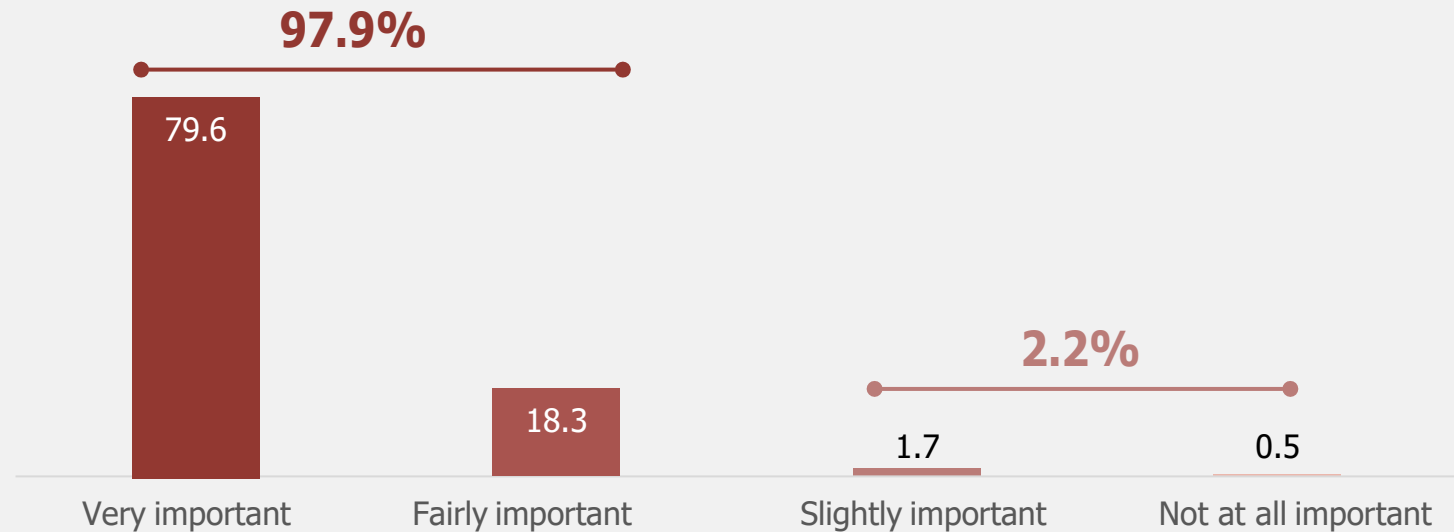
The importance of work in the city of the future

How important is it for you that in the ideal city of the future...?



% over total population

...there be employment for all those who wish to work



The total consider it important that, in the city of the future, **there be employment for all those who wish to work...**

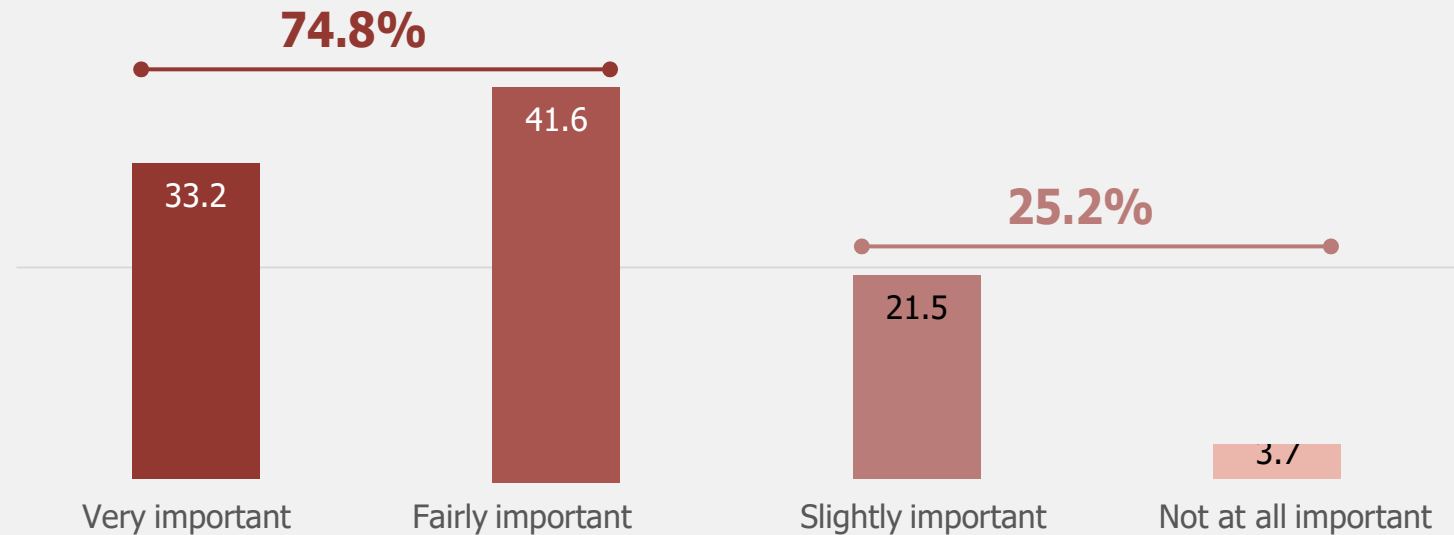
The importance of teleworking

How important is it for you that in the ideal city of the future...?



% over total population

...teleworking has extended in all those positions in which physical presence is not required



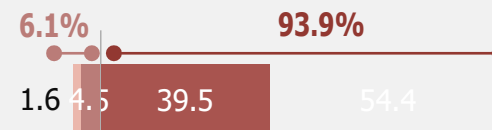
...and 3 out of 4 think that **teleworking should be extended to those jobs that do not require presentiality.**

How decisions would be taken in the city of the future

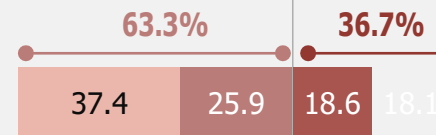
Express your degree of agreement with each of the following sentences.

% over total population

I would like that, in the future, citizens be consulted with regard to all the important decisions related to their city



I would like that, in the future, mayors be chosen by lot amongst all the inhabitants of the city



? Young people aged 18 to 24 (61.7%) and adults aged 35 to 44 (48.1%) support to a greater extent choosing mayors by lot.



The **vast majority** support that **citizens be consulted with regard to important political decisions related to their city**. On the contrary, only **1 out of 3** defends choosing mayors by lot.





7. The keys to the cities of the future

- #1** The Basque population long for a **green city, featuring trees, green areas and parks**. Moreover, they advocate for the **pedestrianisation of streets**, the construction of **bike lanes**, the improvement of **public transport and the reduction of vehicles**.
- #2** Along this line, almost all citizens (over 90%) think that it would be beneficial **to increase the number of trees**. Moreover, 80% support giving **greater space to pedestrians**, either by widening pavements or by turning more areas into pedestrian areas. Hence, there is consensus about the importance of urban vegetation and the need to create friendlier environments for pedestrians.
- #3** When asked about the reintegration of nature in urban settings, **more than half of the people would welcome the existence of wetlands for birds**.
- #4** **There is support for a more environmentally-friendly energy model: two thirds of the citizens of the Basque country would be in favour of installing solar infrastructures** near their cities and more than half support facilities for the production of green hydrogen and renewable power sources, such as biomass.
- #5** The vast majority are in favour of **schools, libraries and other public resources staying open during the summer as a protection measure** against high temperatures.



*Dreams of a green city
with climate shelters*

#6 Basque citizens **defend initiatives that deal with climate needs and improve the public infrastructure**: seven out of ten would be willing to pay more taxes to fund air conditioning for all homes and approximately two out of three to fund climate shelters and public transport made to measure.

#7 The support to **rewarding those users who recycle is remarkable** (90.1%). Nevertheless, only around one third defend a door-to-door waste collection service.

#8 85.9% foresee a **future where homes are energy-efficient**, whereas almost 3 out of 4 also anticipate that they will have **solar panels and outdoor areas, such as balconies and terraces**.



*Dreams of a green city
with climate shelters*

#1 There is no clear consensus with regard to the relation between privacy and safety: only half the population would be willing to sacrifice their privacy and anonymity in favour of greater safety and crime prevention. However, **60% are in favour of installing more surveillance cameras to make cities safer.**

#2 With regard to the connectivity of cities, almost **two thirds of the population consider the presence of sockets and chargers** in public spaces to be essential and **60% think that there should be universal free broadband Internet access.** However, **half the citizens also support the implementation of Internet-free areas** within the city (54%).

#3 The proposal to **use drones for courier delivery has little support**, with less than 30% of the population willing to implement it.

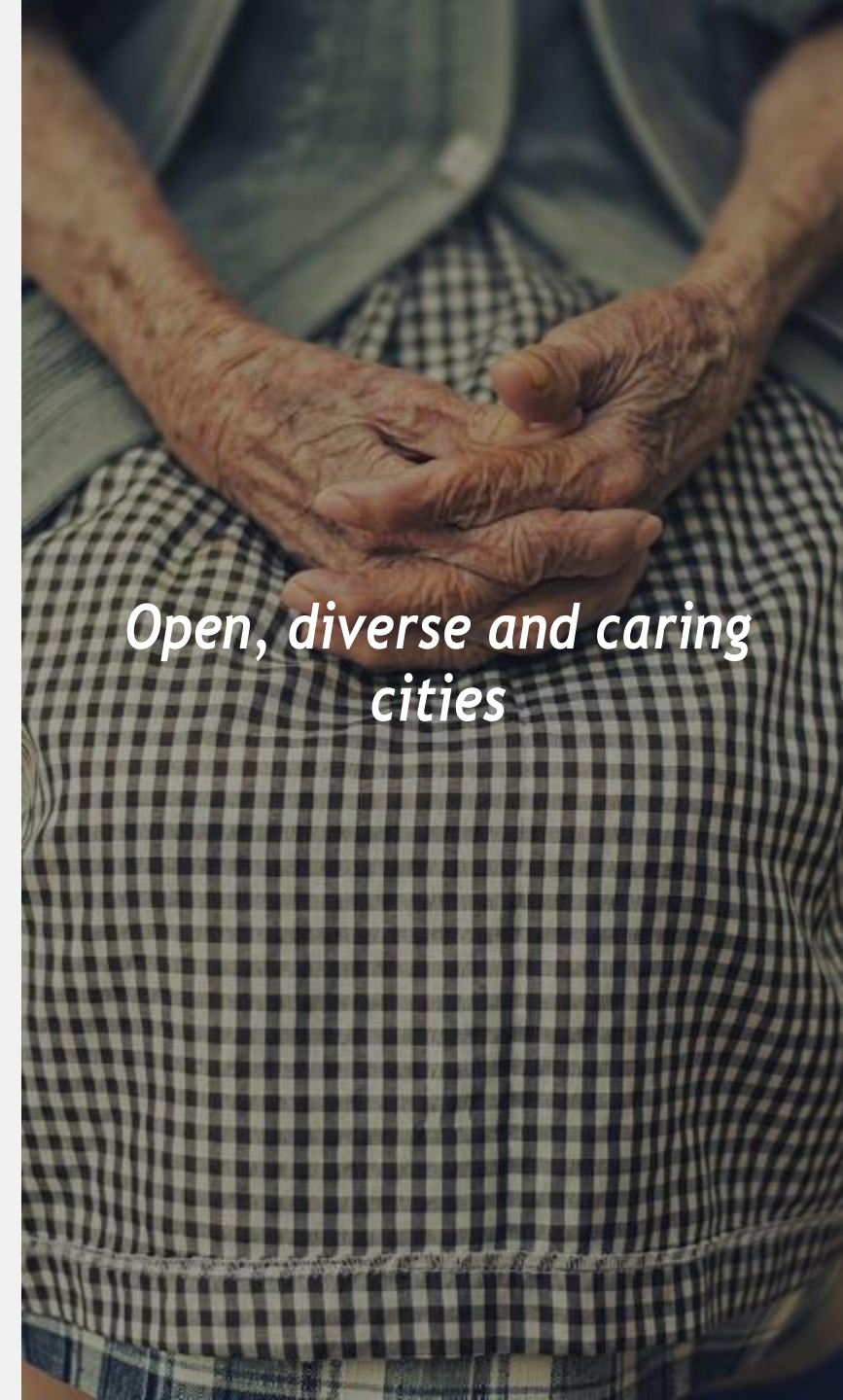


Cities without screens or digital spies

#1 The public opinion in the Basque Country shows a **preference for diverse cities, adapted to the needs of their inhabitants**: 7 out of 10 want to see many children in the streets and public spaces, and the same proportion are in favour of the implementation of electronic devices that facilitate the movement of elderly people. More than half of the citizens also support that the cities of the future be diverse and inclusive, integrating migrant people (54.5%).

#2 **Social relations are of the utmost importance in the cities of the future**: 86.0% consider it essential to have spaces in which to interact with other residents. Moreover, 80% think that they should facilitate meeting new people.

#3 With regard to the use of the Basque language, **half of the population advocate for the presence of this language in the public sphere** and express their wish to hear the Basque language in the streets.



*Open, diverse and caring
cities*

#1 With regard to the infrastructures that Basque citizens would prefer to find in their streets, **50% express their desire to have more sport centres, museums and libraries in the city.** They would also **like to find more traditional markets, local shops and specialised shops.** Likewise, approximately 81% of the citizens express their interest in **having a Christmas market in the city.**

#2 In contrast, and with regard to those options that citizens **prioritise less in the streets, we find leisure alternatives** (such as discos and pubs), as well as **churches.** Especially remarkable is the case of **betting houses: only 3.6% would like to see them in their city.**

*Cities that love
culture and smell of
chestnuts in autumn*



- #1 Basque citizens are **inclined towards living in small towns**: 4 out of 10 would like to live in a city with fewer than 50 thousand inhabitants. Moreover, 6 out of 10 citizens express their preference for an **urban setting that integrates multiple uses within the same space**.
- #2 **More than 90%** of the citizens **consider it essential to prioritise the equality of services amongst the different neighbourhoods**. Moreover, they also give relevance to **dealing with protection from extreme temperatures, preventing undesired loneliness and reducing gender inequality**.
- #3 Society unanimously appreciate that, in the city of the future, **there be employment opportunities for all those who wish to work**. Moreover, for three fourths, these employment opportunities should also include jobs that allow teleworking when physical presence is not required.
- #4 Finally, a majority support that **political decisions that have to do with their city be submitted to consultation with citizens**; however, **only one out of three agree with the idea of choosing mayors by lot**.



What city would citizens plan?

A collection of drafting tools including a compass, dividers, a T-square, and a pencil on a wooden table with a technical drawing.

8. Data sheet

Technical Data



TAMAÑO DE LA MUESTRA

SAMPLE SIZE

1,000 surveys

Quotas by gender, age and province



TRABAJO DE CAMPO

FIELD WORK

From 27/10/2023 to 22/11/2023



PROCEDIMIENTO

PROCEDURE

Online survey (CAWI)



ERROR MUESTRAL

SAMPLING ERROR

±3.1 percentage points, considering that $p=q=50\%$ and a 95% confidence level under the assumption of simple random sampling.



CUESTIONARIO

QUESTIONNAIRE

7 minutes + socio-demographic questions

